

STATS SHOWN ARE ON NEW GAME+

NOTE: If a build doesn't mention what specific gear to use, just use what you want

Click on the contents to skip to skip to that build

Contents

Guiding Light Build (Personal Favorite).....	2
Elemental Build	6
Steinbjorn Stun/Lifesteal Build (Experimental Build)	11
Dodge Build	15
Rage Build.....	18
Runic Spam Build	21
Bare-Handed Poison Build	25

Guiding Light Build (Personal Favorite)

Playstyle

You'll be pretty much switch weapon from time to time because of the Guiding Light armor which gives you stat boost if you equip the right weapon. As for shields and runic attacks, you can use whatever you prefer

Chest Armor



Wrist Armor



Waist Armor



Amulet

New Game+ Only (Requires defeating all Berserkers)



Base Game (1 for each Realm type enchantment)



Axe Attachments



Grip of the Nine Realms is really good for Axe since its Permafrost skill is, in my opinion, the best in the game, removes hitstop thus allows you to combo faster and the waves of frost gives additional damage, the **Realm Shift** is long enough for the **Pride of the Frost I** combo.

Blades Attachments



Empress Handles are my favorite and you get them early in the game, it synergizes well with the LUCK based build

Spear Attachments

MIGHTY OLYMPIC SAUROTER +			
✧✧✧			
10	DEFENSE	26	
	COOLDOWN	51	
	LUCK	34	
DETONATOR'S MIGHT			
Detonating thrown Spears (R) has a Moderate LUCK chance to increase STRENGTH and Stagger Resistance .			
<i>"With each shattered Spear, the wielder of this sauroter grows only more relentless."</i>			
HIND OF ATTUNED ELEMENTS +			
✧✧✧			
10	DEFENSE	43	▲
	RUNIC	51	▲
EXTINGUISH AND VAPORIZE			
Spear attacks against Burning or Frosted enemies deal bonus damage .			
<i>"Fire and frost only become more deadly when fueled by wind."</i>			

Mighty Olympic Sauroter is overall the best Spear attachment since you pretty much get free stat on top of free stats. Hind of Attuned Elements on the other hand is also good for this build since you're expected to switch between weapons because of the Guiding Light armor

Elemental Build

Playstyle

You need to use **Permafrost** or **Immolation** whenever possible especially when the enemy is **burning** or **frosted**; the amulet enchantments and armor helps you build up **Permafrost** or **Immolation** very fast, allowing you to use it multiple times in a fight. You also need to use Hex arrows every time.

Chest Armor

Use this on New Game



Use this on New Game+



Wrist Armor



Waist Armor



Amulet

Use this on New Game



Use this on New Game+



Shield



Shatter Star Shield for that extra bit of Runic

Shield Attachment



Rond of Absorption for that extra **Permafrost** or **Immolation** charge

Axe Attachments



Grip of the Nine Realms is just too good for the axe; highly recommended

Blades Attachments



Pommels of the Nine Realms is a good alternative when an enemy is **frosted**

Spear Attachments



Whenever you want to use Spear when an enemy is **burning** or **frosted**, you can also use Hind of the Nine Realms as an alternative

Relic



Hilt of Hofud allows you to do a lot of damage when your **Permafrost** or **Immolation** is active and the enemy is **burning** or **frosted**

Steinbjorn Stun/Lifesteal Build (Experimental Build)

Playstyle

The idea is you use the **Hilt of Tyr** and activate the Bloodthirsty Retaliation buff which gives you lifesteal, Boon of Valor also gives you the lifesteal you need. This build allows you to be tanky, you can still be killed if you're not careful.

Chest Armor



Wrist Armor



Waist Armor



Amulet



Fill the empty slots with whatever you want

Axe Attachments



This attachment also gives you an extra source of lifesteal, your extra defense should mitigate the increased damage received

Blades Attachments



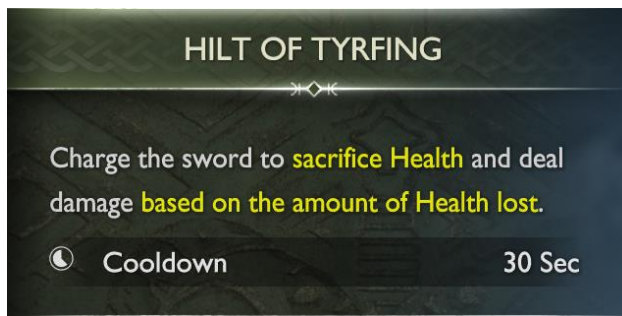
There really is no good Blades attachment for this build, but the extra Stun buildup from Svartalfheim enchantment should benefit this attachment greatly

Spear Attachments



Same reason as Blades attachment, the extra Stun buildup will benefit this Spear attachment

Relic



Using Hilt of Tyrfing will trigger the Bloodthirsty Retaliation, your lifesteal build will allow you to get sustain and use this Relic multiple times

Dodge Build

Playstyle

This build is a high-risk high reward type of deal though this build also requires high skill on dodging

Chest Armor

Use this if you're still on New Game



Use this on New Game+



Wrist Armor



Waist Armor

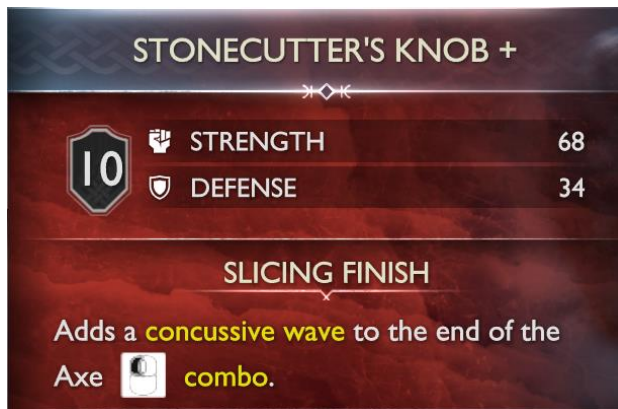


Amulet



Use whatever you want on the empty slot

Axe Attachments



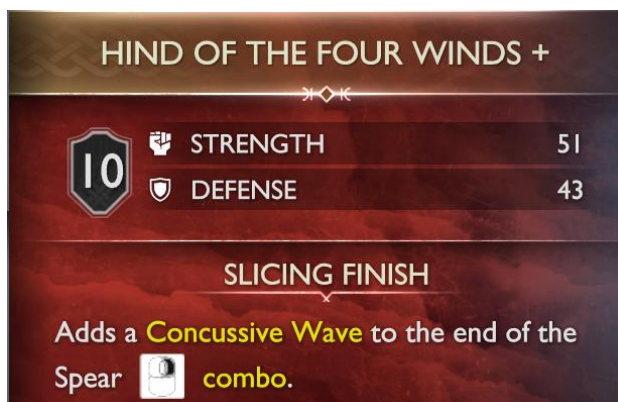
The stats of this attachment should give you an extra kick

Blades Attachments



Since you'll be evading most of the time on this build you might as well make use of it and this attachment is perfect for it

Spear Attachments



Same as Axe, this attachment gives you extra stats

Rage Build

Playstyle

This build revolves around using Rage most of the time, and because of Redemptive Rage, this build will give you a damage boost and extra survivability,

Chest Armor



Wrist Armor

Use this one if you don't have Darkdale



Use this one if you have it



Waist Armor

Use this one if you don't have Darkdale



Use this one if you have it



Amulet

Use this on New Game



Use this on New Game+



Jotunheim enchantment is the most important on this build, use whatever you want for empty slots

Blades Attachments

DEADLY OBSIDIAN HANDLES +

10  STRENGTH 94

SLAYER'S RAGE BURST

Low  LUCK chance to grant a **Rage Burst** on any **Blades** kill.

Spear Attachments

BATTLE-SCARRED SAUROTTER +

10  DEFENSE 60

 VITALITY 43

SEIZED RAGE BURST

Stun Grabbing an enemy (Hold ) grants a **Rage Burst**.

Shield Attachments

RÖND OF AGGRAVATION +

10  DEFENSE 43

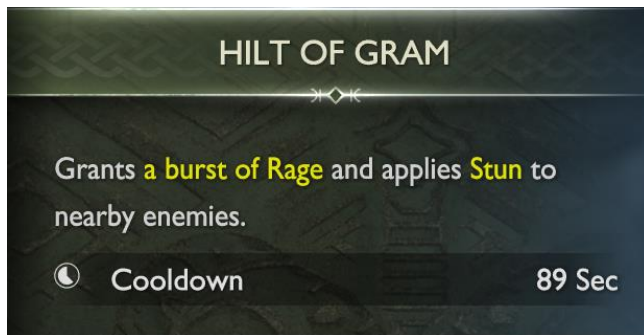
 VITALITY 34

 LUCK 34

RIPOSTE RAGE BURST

High  LUCK chance to grant a **Rage Burst** when **Parrying**.

Relic

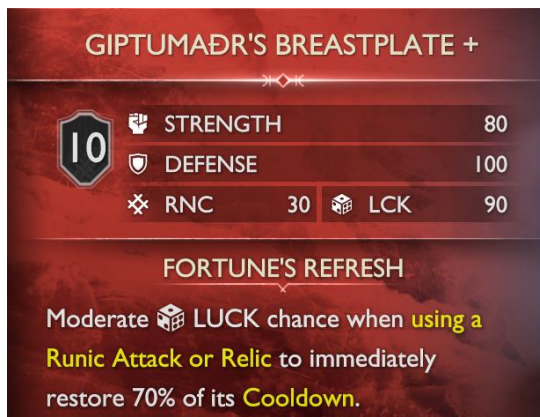


Runic Spam Build

Playstyle

As the name suggests your main damage comes from Runic attacks, so use them whenever they're off cooldown

Chest Armor



Wrist Armor (Use whichever you prefer)



Waist Armor (Use whatever you want)



Amulet

Use this on New Game



Use this on New Game+



Axe Attachments

FORTIFIED FROST KNOB +

❖❖❖

10	 STRENGTH	43
	 COOLDOWN	51




FROST RESOLVE

Holding **R** to **Frost Awaken** the Axe increases  **DEFENSE** and **Stagger Resistance**.

Blades Attachments

POMMELS OF THE TRUE FLAME +

❖❖❖

10	 STRENGTH	34
	 RUNIC	43
	 COOLDOWN	34

RUNIC IMMOLATION

Increases the damage of the Blades' **Runic Attacks** when the **Immolation** skill gauge is fully charged.

Spear Attachments

HIND OF WEIGHTLESS RECOVERY +

❖❖❖

10	 DEFENSE	43
	 LUCK	51

MAELSTROM REFRESH

When the **Maelstrom** skill gauge is fully charged, successful Spear attacks have a Moderate  LUCK chance to grant a **Blessing of**  **COOLDOWN**.

Shield Attachment



Relic



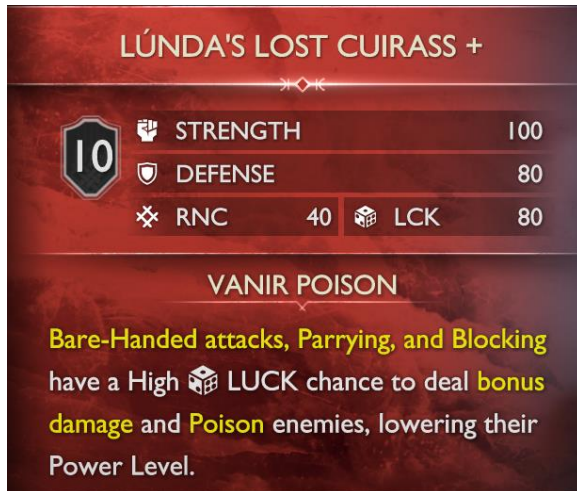
This relic enables you to runic spam

Bare-Handed Poison Build

Playstyle

You'll pretty much use your Bare-handed attacks 90% of the time, use the Axe throws to get bonus damage to Bare-handed attacks up 3 times

Chest Armor



Wrist Armor



Waist Armor



Amulet

Use this on New Game



Use this on New Game+



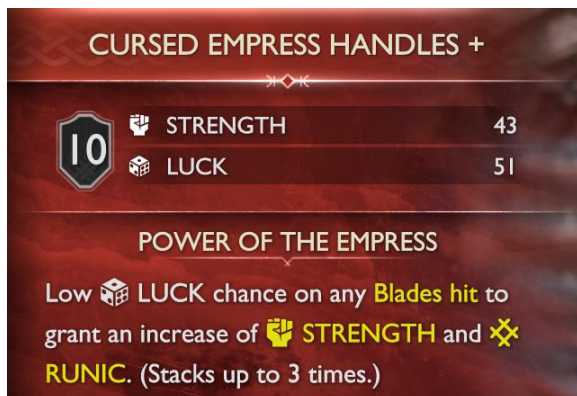
Axe Attachments



Precision throws refer to headshotting an enemy, you can stack the buff up to 3 times

(Blades, Spear, and Shield attachments is just there to boost Luck Stat)

Blades Attachments



Spear Attachments



Shield Attachment

RÖND OF THE NINE REALMS +

10

DEFENSE

43

LUCK

51

RIPOSTE REALM SHIFT

Low  LUCK chance to trigger a Realm Shift, temporarily slowing down surrounding enemies, when Parrying.